
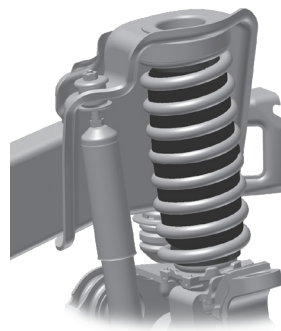





# 2008 APPLICATION GUIDE

**Air Lift Adjustable Air Helper Springs**



## CHANGES MADE FOR OCTOBER — DECEMBER 2008

Air Lift Company now offers kits for most 2009 models. Performance Air Suspension has been added to our products line-up! Please give us a call or visit our website to check for availability.



# Table of Contents

<b>Adjustable Load Support Applications</b> (LoadLifter 5000, RideControl, Air Lift 1000) . . . . .	<b>4</b>
<b>SlamAir Applications</b> (Load support for lowered vehicles) . . . . .	<b>13</b>
<b>Motor home/RV/Step Van Applications</b> (Replacements for Firestone® Motor Home Bags) . . . . .	<b>14</b>
<b>Accessories (Lock-N-Lift)</b> (Universal Air Spring Spacers) . . . . .	<b>15</b>
<b>On Board Air Compressor Systems</b> . . . . .	<b>15</b>
<b>AirCell Applications</b> (Advanced No-Maintenance Load Support). . . . .	<b>16</b>
<b>Performance Air Suspension</b> . . . . .	<b>17</b>





Start Year	End Year	Model	Drive	Notes	Front Kit	Front Repl.			Rear Kit	Rear Repl.		
<b>Acura</b>												
2005	2009	MDX	F&A	Fits front and all wheel drive					60815	60315		2
<b>Buick- Car</b>												
1982	1996	Century	FWD	Including station wagon					60797	60297	x	1
1964	1966	Deluxe, Custom, Skylark, Sport Wagon							60750	60250	x	1
1967	1972	Deluxe, Special, Skylark, Gran Sport		Excluding station wagon					60744	60244	x	1
1985	1996	Electra & Park Avenue	FWD	Excluding station wagon					60798	60298	x	1
1965	1984	Electra, Centurion, Wildcat, LeSabre		Excluding Estate Wagon					60755	60255	x	1
1977	1990	Estate Wagon							60755	60255	x	1
1985	1985	LeSabre	RWD						60755	60255	x	1
1986	1999	LeSabre	FWD	Excluding station wagon					60798	60298	x	1
2000	2005								60776	60276	x	1
1997	2005	Park Avenue							60776	60276	x	1
1973	1987	Regal, Century, Gran Sport, Luxus	RWD	Including station wagon					60733	60233	x	1
1979	1985	Riviera							60783	60283	x	1
1995	1999								60776	60276	x	1
1991	1996	Roadmaster Estate Wagon & Sedan							60755	60255	x	1
1985	1996	Skylark							60789	60289	x	1
<b>Buick- Truck/SUV</b>												
2007	2009	Enclave	F&A	Fits front and all wheel drive					60816	60316		2
<b>Cadillac- Car</b>												
1965	1993	All Rear Wheel Drive Models							60755	60255	x	1
1985	1993	Coupe Deville, Sedan Deville, Fleetwood							60798	60298	x	1
1985	1993	Touring Sedan	FWD						60798	60298	x	1
<b>Cadillac- Truck/SUV</b>												
2000	2000	Escalade 4-Door Only	2&4						59518	50259		2
2002	2007	Escalade, Escalade XL	2&4	Will not fit factory-installed auto-leveling option on 2007 models					60769	60269	x	1
<b>Chevrolet- Car</b>												
1988	1996	Beretta, Corsica							60789	60289	x	1
1982	2002	Camaro, Z28							60797	60297	x	1
1971	1996	Caprice, Impala		Excluding 94-96 SS models					60755	60255	x	1
1977	1996	Caprice, Impala Station Wagons							60755	60255	x	1
1965	1970	Caprice, Impala, Bel Air, Biscayne		Including station wagons					60736	60236	x	1
1982	1994	Cavalier		Including station wagons					60789	60289	x	1
1982	1990	Celebrity		Including station wagons					60797	60297	x	1
1964	1966	Chevelle, El Camino							60750	60250	x	1
1973	1983	Chevelle, Malibu, Laguna		Including station wagons					60733	60233	x	1
1967	1972	Chevelle, Malibu, SS, '300' Deluxe, Monte Carlo		Excluding station wagons					60744	60244	x	1
1967	1987	El Camino							60733	60233	x	1
1994	1996	Impala Sedan, SS							60786	60286	x	1
2004	2006	Malibu, Malibu Max							60776	60276	x	1
1973	1988	Monte Carlo		Excluding SS					60733	60233	x	1
1984	1988	Monte Carlo SS							60744	60244	x	1
<b>Chevrolet- Truck/SUV</b>												
2002	2009	Avalanche 1500	2&4	Will not fit factory-installed auto-leveling option					60769	60269	x	1
2002	2006	Avalanche 2500	4WD	Requires 6" between the tire and frame.					59526	50256		2
1969	1991	Blazer	4WD	Requires 6" between the tire and frame on rear kit.	59512	50272		3	59501	50203		2
1973	1991		2WD	Requires 6" between the tire and frame on rear kit.	81560	81260	x	1	59501	50203		2
1992	1997	Blazer, Tahoe 2 Door Only	4WD						59518	50259		
1973	1987	C-10 1/2 Ton Pickup	2WD		81560	81260	x	1	59527	50203		2
				For heavy loads or commercial use; Requires 8" between the tire and frame					57215	50201		2
1988	1998	C-1500 1/2 Ton Pickup Extended Cab	2WD	Requires 6" between the tire and frame.					59501	50203		2
				For heavy loads or commercial use					57128	50252		2
1988	1998	C-1500 1/2 Ton Pickup Regular & Crew Cab	2WD	Not extended cab; Requires 6" between the tire and frame					59501	50203		2
				For heavy loads or commercial use; Not extended cab; With axle to frame dimension of 7.25" or less use kit #57128					57216	50201		2
1973	1987	C-20, C-30 3/4 & 1 Ton Pickup	2WD	Requires 8" between the tire and frame.	81560	81260	x	1	57215	50201		2

Don't see a vehicle listed?


Call (800) 248-0892 to request.

No frame drilling required.

Install time (by hour)





Start Year	End Year	Model	Drive	Notes	Front Kit	Front Repl.			Rear Kit	Rear Repl.		
1988	2000	C-2500 3/4 Ton Pickup	2WD	With axle to frame dimension of 7.25" or less use kit #57128					57216	50201		2
1988	2000	C-3500 1 Ton	2WD	Under 11,000 GVWR; Excl. 4" rear axle housing; With axle to frame dimension of 7.25" or less use kit #57128					57216	50201		2
2004	2009	Colorado Z71	2&4						59539	50203	x	1
2004	2009	Colorado Z85	4WD						59539	50203	x	1
2004	2009	Colorado Z85 & ZQ8	2WD						59546	50254	x	1
2005	2006	Equinox	2&A	Fits All Wheel Drive					60727	60227	x	1
1989	2004	Geo-Tracker 2 Door	4WD						60793	60293	x	1
1973	1987	K-10 1/2 Ton Pickup	4WD	Requires 6" between the tire and frame	59512	50272		3	59501	50203		2
				For heavy loads or commercial use; Requires 8" between the tire and frame					57237	50201		2
1988	1998	K-1500 1/2 Ton Pickup	4WD	Requires 6" between the tire and frame					59501	50203		2
				For heavy loads or commercial use; With axle to frame dimension of 7.25" or less use kit #57128					57216	50201		2
1973	1987	K-20, K-30 3/4 & 1 Ton Pickup	4WD	Requires 8" between the tire and frame.	59512	50272		3	57237	50201		2
1988	2000	K-2500 3/4 Ton Pickup	4WD	With axle to frame dimension of 7.25" or less use kit #57128					57216	50201		2
1988	2000	K-3500 1 Ton	4WD	Under 11,000 GVWR; Except 4" rear axle housing; With axle to frame dimension of 7.25" or less use kit #57128					57216	50201		2
1982	2000	S-10 Blazer	2WD	2-Door only					59535	50256		2
1982	2005		4WD	2-Door only					59535	50256		2
1995	2004	S-10 Blazer	2&4	4-Door only					59536	50254		2
1994	2004	S-10 Pickup	4WD	All models without track bars					59531	50259		2
1982	2003		2WD	Without sport suspension					59529	50202		2
1983	1993		4WD						59529	50202		2
2000	2003	S-10 Pickup Xtreme/or with S-10 Sport Suspension	2WD						59535	50256		2
1999	2007	Silverado 1500 Classic GMT 800 series	2&4	Requires 6" between the tire and frame					59501	50203		2
2007	2009	Silverado 1500 GMT 900 series	2&4	Fits 68.4" and 78" bed lengths only					59565	50203	x	1
2001	2005	Silverado 1500 HD	2&4	Requires 6" between the tire and frame					59501	50203		2
				For heavy loads or commercial use					57250	50201	x	2
1999	2004	Silverado 2500 3/4 Ton Pickup	2&4	Except 2500 HD; Will not fit with Quadrateer					57250	50201	x	2
2001	2009	Silverado 2500 HD & 3500 1 Ton Pickup	2&4	Except comm. cab & chassis; Will not fit with Quadrateer					57275	50290	x	2
1973	1991	Suburban	2WD	May require exhaust modification	81560	81260	x	1	57221	50201		2
			4WD	May require exhaust modification	59512	50272		3	57221	50201		2
2000	2009	Suburban 1500 1/2 Ton	2&4	With coil springs; Will not fit factory-installed auto-leveling option					60769	60269	x	1
1992	1999								59518	50259		2
1992	1999	Suburban 2500 3/4 Ton	2WD						57129	50252		2
			4WD						57217	50201		2
2000	2009		4WD	With leaf springs; Requires 6" between the tire and frame					59526	50256		2
1995	2000	Tahoe 4 Door Only	2&4	With leaf springs rear					59518	50259		2
2000	2009		2&4	With coil springs; Will not fit factory-installed auto-leveling option					60769	60269	x	1
2002	2009	Trailblazer	4WD	Except factory air spring option					60779	60279	x	1
<b>Chevrolet- Van</b>												
1985	1995	Astro Van		All models with mono-leaf suspensions; may require exhaust modification					59504	50272		2
1995	2005			All models with steel multi-leaf suspension					59521	50269		2
1996	2002	Express G-1500 1/2 Ton Van							59526	50256		2
1996	2009	Express G-2500 Heavy Duty		Over 7,300 GVWR					57205	50252		2
1996	2002	Express G-2500 Light Duty		7,300 GVWR and under					59526	50256		2
1970	1995	G-10 1/2 Ton Van		59526 may not fit with rear air or heat	81560	81260	x	1	59526	50256		2

 No frame drilling required.


 Install time (by hour)

Don't see a vehicle listed?

Call (800) 248-0892 to request.

Start Year	End Year	Model	Drive	Notes	Front Kit	Front Repl.			Rear Kit	Rear Repl.		
1970	1995	G-20, G-30 3/4 & 1 Ton Van			81560	81260	x	1	57105	50284		2
1998	2009	G-3500 Commercial Chassis							57245	50252	x	2
1996	2009	G-3500 Passenger Van Only							57205	50252		2
1990	1996	Lumina APV Van							60751	60251	x	1
1997	2005	Venture							60748	60248	x	1
<b>Chrysler- Car</b>												
1990	1994	Imperial, New Yorker, 5th Avenue, Landua & Salon							60776	60276	x	1
1982	1995	LeBaron, LeBaron G.T.S., TC by Maserati		Including Lebaron GTS station wagon					60776	60276	x	1
1984	1989	New Yorker, Town & Country							60776	60276	x	1
2001	2006	PT Cruiser							60788	60288	x	1
<b>Chrysler- Van</b>												
1984	2000	Town & Country		Except all wheel drive; no fit with rear air/heat lines behind axle					59520	50254		2
2001	2003			Except all wheel drive					59560	50254		2
2005	2006			Except all wheel drive					59547	50254		2
2007	2007			No fit due to suspension design change								
2008	2009		2WD							60814	60314	
200?	2009	Aspen										
<b>Dodge- Car</b>												
1982	1994	400, 600 Daytona, Lancer							60776	60276	x	1
1987	1994	Shadow							60776	60276	x	1
1990	1994	Spirit & Dynasty							60776	60276	x	1
<b>Dodge- Truck/SUV</b>												
1969	1993	D-150 1/2 Ton Pickup, W-100, 150 1/2 Ton Pickup	2&4	Requires 6" between tire and frame					59501	50203		2
				For heavy loads or commercial use; Requires 8" between tire and frame					57215	50201		2
1969	1993	D-250 3/4 and 1 Ton Pickup	2&4	Requires 8" between tire and frame					57215	50201		2
1987	2002	Dakota	2WD						59508	50203		2
1987	2004		4WD	Requires 6" between tire and frame					59501	50203		2
2003	2004		2WD						59528	50202		2
2005	2009		2&4						59555	50203		2
2000	2001		Dakota RT	2WD	Requires 6" between tire and frame					59501	50203	
1998	2002	Durango	4WD						59529	50202		2
2001	2002		2WD						59503	50208		2
2003	2004		4WD	With leaf springs					59532	50254		2
2004	2009		4WD	With coil springs					60808	60308	x	1
1994	2001	Ram 1500 1/2 Ton Pickup	2&4	Requires 6" between tire and frame. Front kit fits 2WD only.	80765	80265	x	1	59501	50203		2
				For heavy loads or commercial use; Requires 8" between tire and frame					57215	50201		2
			2&4	Requires 6" between tire and frame					59551	50203		2
2002	2008							60818	60318	x	2	
2003	2009	Ram 2500	2WD						57297	50294	x	2
			4WD						57295	50293	x	2
1994	2002	Ram 2500 3/4 Ton Pickup	2&4	Requires 8" between tire and frame; Front kit fits 2WD only	80765	80265	x	1	57215	50201		2
2003	2009	Ram 3500	2WD	Single and dual wheel					57297	50294	x	2
			4WD	Single and dual wheel					57295	50293	x	2
1994	2002	Ram 3500 1 Ton Pickup	2&4	Except comm. cab & chassis; Requires 8" between tire and frame; Front kit fits 2WD only	80765	80265	x	1	57215	50201		2
1979	1993	Ram 50	2WD						59503	50208		2
1974	1993	Ramcharger	2&4	Requires 6" between tire and frame					59501	50203		2
2004	2006	SRT-10	2WD	With leaf springs under the axle only; Will fit custom truck manufactured from Dodge with Viper motor and leaf springs under the axle only--use standard kit for all trucks with leaf springs above the axle					59201	50261	x	1

Don't see a vehicle listed?

 No frame drilling required.





Start Year	End Year	Model	Drive	Notes	Front Kit	Front Repl.			Rear Kit	Rear Repl.			
1969	1993	W-250 3/4 and 1 Ton Pickup	2&4	Requires 8" between tire and frame					57215	50201		2	
1969	1993	W-350 1 Ton Pickup		Requires 8" between tire and frame					57215	50201		2	
<b>Dodge- Van</b>													
1971	2004	B-100, 150, 1500 1/2 Ton Van							57105	50284		2	
1971	2004	B-200, 250, 300, 2500, 3500 1/2, 3/4 & 1 Ton Van							57105	50284		2	
2001	2003	Caravan, Grand Caravan		Except all wheel drive					59560	50254		2	
1984	2000			Except all wheel drive; no fit with rear air/heat lines behind axle					59520	50254		2	
2005	2006			Except all wheel drive					59547	50254		2	
2007	2007			No fit due to suspension design change									
2008	2009			2WD					60814	60314		2	
2003	2007		Freightliner Sprinter 2500 SRW		Single rear wheel					57147	50252		1
<b>Ford- Car</b>													
1988	2006	Crown Victoria							60798	60298	x	1	
1983	1987	Crown Victoria, Country Squire							60769	60269	x	1	
2000	2006	Focus Sedan		Excluding station wagon					60723	60223	x	1	
2000	2006	Focus Station Wagon							60724	60224	x	1	
1979	2004	Mustang							60797	60297	x	1	
1986	2005	Taurus Station Wagon							60776	60276	x	1	
1992	1997	Thunderbird							60776	60276	x	1	
1989	1991								60789	60289	x	1	
<b>Ford- Truck/SUV</b>													
1980	1996	Bronco	4WD	Requires 6" between tire and frame	80590	80290	x	2	59501	50203		2	
1983	1990	Bronco II	4WD	Requires 6" between tire and frame	80777	80277	x	2	59501	50203		2	
2001	2009	Escape	2&4						60796	60296	x	1	
2000	2004	Excursion	2WD		80590	80290	x	2	57132	50252	x	2	
2000	2005		4WD		57154	50252		2	57340	50251		2	
1997	2002	Expedition	4WD						61792	61292	x	1	
1991	1994	Explorer	4WD		80777	80277	x	2	59506	50254		2	
1995	1997			2WD	Without automatic ride control option					59514	50260		2
1995	2001			4WD	Without automatic ride control option					59514	50260		2
2002	2008				No fit due to suspension design change								
1998	2001	Explorer Sport	4WD						59514	50260		2	
2001	2005	Explorer Sport Trac	4WD						59534	50262		2	
1968	1996	F-100, 150 1/2 Ton Pickup	2WD	Requires 6" between tire and frame	80590	80290	x	2	59501	50203		2	
					For heavy loads or commercial use; Requires 8" between tire and frame					57215	50201		2
1966	1979	F-100, 150 1/2 Ton Pickup	4WD	Requires 6" between tire and frame	80523	80223		2	59501	50203		2	
					For heavy loads or commercial use; Requires 8" between tire and frame					57215	50201		2
1980	1996	F-100, 150 1/2 Ton Pickup	4WD	Requires 6" between tire and frame	80590	80290	x	2	59501	50203		2	
					For heavy loads or commercial use; Requires 8" between tire and frame					57215	50201		2
2004	2009	F-150 1/2 Ton Pickup	2&4	New body, excludes Heritage models					59544	50270	x	1	
1997	2004	F-150 including Heritage	2&4	With 5th wheel hitch; Requires 6" between tire and frame					59542	50203		2	
1997	2004	F-150 including Heritage 1/2 Ton Pickup	2&4	Including Lightning & Harley Davidson; Requires 6" between tire and frame; Short box, extended cab, with fifth wheel hitch use kit #59542 instead					59501	50203		2	
1969	1979	F-250 3/4 Ton Pickup	2WD	Under 7,500 GVWR; Requires 8" between tire and frame	80590	80290	x	2	57215	50201		2	
1970	1979			2WD	7,500 GVWR & Over; Requires 8" between tire and frame	80531	80231	x	2	57215	50201		2
1980	1996			2WD	Requires 8" between tire and frame	80590	80290	x	2	57215	50201		2
1980	1997			4WD	97 Heavy Duty Over 8,600 GVWR Only; Requires 8" between tire and frame	59511	50203		3	57215	50201		2

No frame drilling required.

Install time (by hour)


Don't see a vehicle listed?


Call (800) 248-0892 to request.

Start Year	End Year	Model	Drive	Notes	Front Kit	Front Repl.			Rear Kit	Rear Repl.		
1997	1997	F-250 Heavy Duty 3/4 Ton Pickup	2WD	7,500 GVWR & Over; Requires 8" between tire and frame	80590	80290	x	2	57215	50201		2
1997	1998	F-250 Light Duty 3/4 Ton Pickup	2&4	Under 7,500 GVWR				2	57215	50201		2
1999	2004	F-250 Super Duty 3/4 Ton Pickup	2WD	8,800 GVWR; Requires 8" between tire and frame	80590	80290	x	2	57215	50201		2
1999	2007	F-250 & F-350	2&4	Only fits B&W hitch part #1105 and #1199R in 49" position with minor modifications to both B&W and Air Lift's upper brackets		80237	x	1	57291	50201	x	2
2005	2009		2&4	With Reese 5th wheel hitch-except Reese "Signature Series" or Reese hitches with custom rail kit installations. Front kit fits 4WD only.	80537	80237	x	1	57212	50201		2
1999	2004	F-250 & F-350 Super Duty 3/4 & 1 Ton Pickup	2&4	Requires 8" between tire and frame; Front kit fits 4WD only	57154	50252		2	57215	50201		2
1971	2004	F-250 & F-350 Super Duty	2&4	With Reese 5th wheel hitch					57298	50201		2
2005	2009		2&4	With Reese 5th wheel hitch-except Reese "Signature Series" or Reese hitches with custom rail kit installations					57212	50201		2
2005	2009	F-250 & F-350 Underframe Mounting w/ Fifth Wheel Hitch Applications	2&4	Fits single rear wheel (SRW) and dual rear wheel (DRW) models. Will fit most side-mount fifth wheel hitch applications.					57394	50201	x	3
1970	1979	F-350 1 Ton Pickup	2WD	Requires 8" between tire and frame	80531	80231	x	2	57215	50201		2
1980	1997		4WD	Excl. Super HD chassis; Requires 8" between tire and frame; Will not fit with stabilizer bar	59511	50203		3	57215	50201		2
			2WD	Requires 8" between tire and frame	80590	80290	x	2	57215	50201		2
1999	2004	F-350 Super Duty 1 Ton Pickup	2WD	11,200 GVWR & Under; Requires 8" between tire and	80590	80290	x	2	57215	50201		2
1994	2004	F-450, F-550 Commercial Vehicle	2&4	Requires 9" between tire and frame	57154	50252	x	2	57345	50229		2
2005	2008	typically sold as cab and chassis (straight frame)	2&4	Requires 9" between tire and frame	80539	80239		2	57345	50229		2
2008	2008	F-450 Pickup	2&4	Front kit fits 4WD only	80537	80237	x	1	57347	50201	x	1
1983	1994	Ranger	4WD		80777	80277	x	2	59516	50259		2
1995	1997		2WD		80777	80277	x	2	59516	50259		2
			4WD		80754	80254	x	2				
1998	2009		2&4						59516	50259		2
<b>Ford- Van</b>												
1986	1997	Aerostar							60738	60238	x	1
1996	2008	E-150 1/2 Ton Van		Requires 6" between tire and frame	80545	80245	x	1	59526	50256		2
1975	2008	E-250, E-350 3/4 & 1 Ton Van			80545	80245	x	1	57125	50284		2
2004	2007	Freestar							60702	60202	x	1
1994	2003	Windstar							60799	60299	x	1
<b>GMC- Truck/SUV</b>												
2007	2009	Acadia	F&A	Fits front and all wheel drive					60816	60316		2
1988	1998	C & K -1500 & K-1500 1/2 Ton Pickup Regular Cab	2&4	For heavy loads or commercial use; With axle to frame dimension of 7.25" or less use kit #57128					57216	50201		2
				Requires 6" between tire and frame					59501	50203		2
1988	2000	C & K-2500 3/4 Ton Pickup	2&4	With axle to frame dimension of 7.25" or less use kit #57128					57216	50201		2
1973	1987	C-1500 1/2 Ton Pickup	2WD		81560	81260	x	1	59527	50203		2
				For heavy loads or commercial use; Requires 8" between tire and frame					57215	50201		2
1988	1998	C-1500 1/2 Ton Pickup Extended Cab	2WD	Requires 6" between tire and frame					59501	50203		2
				For heavy loads or commercial use					57128	50252		2
1973	1987	C-2500 3/4 Ton Pickup	2WD	Requires 8" between tire and frame	81560	81260	x	1	57215	50201		2
1968	1987	C-3500 1 Ton Pickup	2WD	Requires 8" between tire and frame	81560	81260	x	1	57215	50201		2
1988	2000		2&4	Under 11,000 GVWR; Except 4" rear axle housing; With axle to frame dimension of 7.25" or less use kit #57128					57216	50201		2

Don't see a vehicle listed?

Call (800) 248-0892 to request.

 No frame drilling required.

 Install time (by hour)







Start Year	End Year	Model	Drive	Notes	Front Kit	Front Repl.			Rear Kit	Rear Repl.			
2004	2009	Canyon Z71	2WD						59539	50203		1	
2004	2009	Canyon Z85	2WD						59546	50254	x	1	
			4WD							59539	50203	x	1
2002	2009	Envoy	4WD	Except factory air spring option					60779	60279	x	1	
1969	1991	Jimmy	4WD	Requires 6" between tire and frame	59512	50272		3	59501	50203		2	
1973	1991		2WD	Requires 6" between tire and frame	81560	81260	x	1	59501	50203		2	
1973	1987	K-1500 1/2 Ton Pickup	4WD	For heavy loads or commercial use; Requires 8" between tire and frame					57237	50201		2	
					Requires 6" between tire and frame	59512	50272		3	59501	50203		2
1973	1987	K-2500 3/4 Ton Pickup	4WD	Requires 8" between tire and frame	59512	50272		3	57237	50201		2	
1973	1987	K-3500 1 Ton Pickup	4WD	Requires 8" between tire and frame	59512	50272		3	57237	50201		2	
1982	2000	S-15 Jimmy 2 Door Only	2WD						59535	50256		2	
1983	2002			4WD						59535	50256		2
1995	2002	S-15 Jimmy 4 Door Only	2&4						59536	50254		2	
1983	1993	S-15 Pickup, Sonoma	4WD	All models					59529	50202		2	
1982	2003			2WD						59529	50202		2
1994	2004			4WD	All models without track bar					59531	50259		2
1999	2007	Sierra 1500 Classic GMT 800 series	2&4	Requires 6" between tire and frame					59501	50203		2	
2007	2009	Sierra 1500 GMT 900 series	2&4	Fits 68.4" and 78" bed lengths only					59565	50203	x	1	
2001	2008	Sierra 1500 HD	2&4	Requires 6" between tire and frame					59501	50203		2	
				For heavy loads or commercial use							57250	50201	x
1999	2004	Sierra 2500 3/4 Ton Pickup	2&4	Except 2500 HD; Will not fit with QuadraSteer					57250	50201	x	2	
2001	2009	Sierra 2500 HD & 3500 1 Ton Pickup	2&4	Except comm. cab & chassis; Will not fit with QuadraSteer					57275	50290	x	2	
1973	1991	Suburban	2WD	May require exhaust modification	81560	81260	x	1	57221	50201		2	
				4WD	May require exhaust modification	59512	50272		3	57221	50201		2
1992	1999	Suburban 1500 1/2 Ton	2&4						59518	50259		2	
1992	1999	Suburban 2500 3/4 Ton	2WD						57129	50252		2	
				4WD						57217	50201		2
1992	1997	Yukon 2 Door Only	4WD						59518	50259		2	
1995	2000	Yukon 4 Door	2&4	With leaf springs					59518	50259	x	2	
2000	2009	Yukon or Yukon XL 1500	2&4	With coil springs; Will not fit factory-installed auto-leveling option					60769	60269	x	1	
2000	2009	Yukon XL 2500 3/4 Ton	4WD	With leaf springs; Requires 6" between tire and frame					59526	50256		2	
<b>GMC- Van</b>													
1970	1995	G-15 1/2 Ton Van		Requires 6" between tire and frame; May not fit with rear air/heat	81560	81260	x	1	59526	50256		2	
1970	1995	G-25, G-35 3/4 & 1 Ton Van			81560	81260	x	1	57105	50284		2	
1985	1995	Safari Van		With mono-leaf suspension; May require exhaust modification					59504	50272		2	
1995	2004				With steel multi-leaf suspensions					59521	50269		2
1996	2002	Savana G-1500 1/2 Ton Van		Requires 6" between tire and frame					59526	50256		2	
1996	2002	Savana G-2500		Requires 6" between tire and frame; 7,300 GVWR and under					59526	50256		2	
1996	2009	Savana G-2500 & G-3500		Passenger van only					57205	50252		2	
<b>Honda</b>													
1999	2004	Odyssey							60740	60240	x	1	
2005	2009			F&A	Fits front and all wheel drive					60815	60315		2
1998	2002	Passport							60797	60297	x	1	
2003	2004	Pilot							60740	60240	x	1	
2005	2008			F&A	Fits front and all wheel drive					60815	60315		2
<b>Hummer</b>													
2003	2009	Hummer H2/SUT Truck	4WD						60769	60269	x	1	
2006	2009	Hummer H3/H3 Truck	4WD						59563	50203		1	

No frame drilling required.

Install time (by hour)


Don't see a vehicle listed?


Call (800) 248-0892 to request.

Start Year	End Year	Model	Drive	Notes	Front Kit	Front Repl.			Rear Kit	Rear Repl.		
<b>Hyundai</b>												
2001	2006	Santa-Fe							60727	60227	x	1
<b>Infiniti</b>												
1997	2004	QX4	4WD						60742	60242	x	1
<b>Isuzu</b>												
1990	1993	Amigo							59503	50208		2
1998	1999								60797	60297	x	1
2002	2004	Axion							60797	60297	x	1
1980	1994	Pickup	2WD						59529	50202		2
1995	1995								59502	50255		2
1996	2000	Pickup, Hombre	2WD						59529	50202		2
1991	1994	Rodeo							59503	50208		2
1998	2003								60797	60297	x	1
1992	2002	Trooper							60783	60283	x	1
1985	1991	Trooper II							59503	50208		2
1999	1999	Vehicross							60797	60297	x	1
<b>Jeep/Eagle</b>												
1972	1986	CJ Series & Scrambler							59503	50208		2
1986	1993	Comanche			80702	80202	x	2	59503	50208		2
2006	2009	Commander							60811	60311	x	1
1984	1991	Custom & Grand Wagoneer							59507	50269		2
1992	1993	Eagle Summit		Station wagon only					60776	60276	x	1
1999	2004	Grand Cherokee							60754	60254	x	1
2005	2009		4WD	Does not fit SRT models					60811	60311	x	1
1992	1998	Grand Wagoneer, Grand Cherokee		Except "Up Country" models	80702	80202	x	2	60795	60295	x	1
2002	2007	Liberty	2&4						60777	60277	x	1
1992	2002	Wagoneer, Cherokee		Also fits Sport model					59507	50269		2
1997	2006	Wrangler (including Rubicon)			80702	80202	x	2	60811	60311		1
2007	2009		2&4						60817	60317	x	1
1984	1991	XJ-Wagoneer, XJ-Cherokee, Pioneer			80702	80202	x	2	59507	50269		2
<b>Kia</b>												
2002	2005	Sedona Van							60763	60263	x	1
2003	2006	Sorento							60792	60292	x	1
1997	2003	Sportage							60752	60252	x	1
<b>LandRover</b>												
1994	1997	Defender		USA only					61741	61241	x	2
<b>Lexus</b>												
1996	2002	LX 450-470							60728	60228	x	1
<b>Lincoln- Car</b>												
1982	1988	Continental		Excl. vehicles w/factory air suspension					60783	60283	x	1
1984	1987	Mark VII		Excl. vehicles w/factory air suspension					60783	60283	x	1
1980	1989	Towncar							60769	60269	x	1
<b>Lincoln- Truck</b>												
2005	2009	Mark LT							59544	50270	x	1
<b>Mazda</b>												
1989	1995	MPV Van							60759	60259	x	1
1996	1998								60776	60276	x	1
1991	1994	Navajo	4WD		80777	80277	x	1	59506	50254		2
1972	1993	Pickup	2&4	All models					59503	50208		2
1994	1997		2WD	All models	80777	80277	x	1	59516	50259		2
			4WD	All models	80754	80254	x	1	59516	50259		2
1998	2009		2&4	All models					59516	50259		2
2001	2009	Tribute	2&4						60796	60296	x	1
<b>Mercury- Car</b>												
1989	1991	Cougar							60789	60289	x	1
1992	1997								60776	60276	x	1
1998	2006	Grand Marquis							60798	60298	x	1
1983	1997	Grand Marquis, Colony Park		Including station wagon					60769	60269	x	1
1986	2005	Sable Station Wagon							60776	60276	x	1

Don't see a vehicle listed?

Call (800) 248-0892 to request.

 No frame drilling required.

 Install time (by hour)





Start Year	End Year	Model	Drive	Notes	Front Kit	Front Repl.		Rear Kit	Rear Repl.			
<b>Mercury- Van/SUV</b>												
2004	2007	Monterey						60702	60202	x	1	
1996	2001	Mountaineer	2&4	Without automatic ride control option				59514	50260		2	
1993	2002	Villager						59510	50255		2	
<b>Mitsubishi</b>												
1992	1993	Expo						60776	60276	x	1	
1990	2000	Montero						60747	60247	x	1	
1997	1998	Montero Sport	4WD					59503	50208		2	
1999	2004							60747	60247	x	1	
1983	1993	Pickup	2WD					59529	50202		2	
2006	2009	Raider	2&4					59555	50203		2	
<b>Nissan</b>												
1998	1998	Frontier	2WD					59503	50208		2	
1998	2000		4WD						59506	50254		2
2003	2009	Murano	2&4					60774	60274	x	1	
1987	1995	Pathfinder	4WD					60783	60283	x	1	
1996	2004							60742	60242	x	1	
2005	2009								60810	60310	x	1
2004	2006	Pathfinder Armada	4WD					60807	60307	x	1	
1969	1997	Pickup	2WD					59529	50202		2	
			4WD						59506	50254		2
1993	2002	Quest						59510	50255		2	
2004	2008		2WD						60806	60306	x	1
2004	2008	Titan	2&4					59554	50256		1	
2005	2009	Xterra	4WD					59562	50259		1	
<b>Oldsmobile- Car</b>												
1992	1998	Achieva						60789	60289	x	1	
1995	2004	Aurora						60776	60276	x	1	
1977	1993	Custom Cruiser Station Wagon						60755	60255	x	1	
1984	1995		FWD						60797	60297	x	1
1964	1966	Cutlass		Including station wagon and Vista Cruiser				60750	60250	x	1	
1985	1991	Cutlass Calais	FWD					60789	60289	x	1	
1982	1996								60797	60297	x	1
1973	1987	Cutlass, Cutlass Supreme, Calais		Excluding station wagon				60733	60233	x	1	
1967	1972	Cutlass, F-85, 442		Excludign station wagon				60744	60244	x	1	
1985	1999	Delta 88, 98, Regency	FWD					60798	60298	x	1	
1996	1999	LS Sedan						60798	60298	x	1	
<b>Oldsmobile- SUV/Van</b>												
1991	1994	Bravada						59503	50208		2	
2002	2004				Except factory air spring option				60779	60279	x	1
1996	2001	Bravada, 4 Door		No fit for '97				59536	50254		3	
1990	1996	Silhouette						60751	60251	x	1	
1997	2004	Silhouette APV						60748	60248	x	1	
<b>Plymouth- Car</b>												
1989	1995	Acclaim						60776	60276	x	1	
1981	1994	Reliant						60776	60276	x	1	
1987	1993	Sundance						60776	60276	x	1	
<b>Plymouth- Van</b>												
1984	2000	Voyager, Grand Voyager		Except all wheel drive; no fit with rear air/heat lines behind axle				59520	50254		2	
2001	2003				Except all wheel drive				59560	50254		2
<b>Pontiac- Car</b>												
1982	1991	6000						60797	60297	x	1	
1987	1999	Bonneville	FWD					60798	60298	x	1	
2000	2005								60776	60276	x	1
1982	2002	Firebird, Trans Am						60797	60297	x	1	
1985	1998	Grand Am						60789	60289	x	1	
1973	1982	Grand Am, Grand LeMans, LeMans		Including station wagon				60733	60233	x	1	
1965	1968	Grand Prix						60733	60233	x	1	
1969	1972								60744	60244	x	1
1973	1987								60733	60233	x	1

No frame drilling required.

Install time (by hour)


Don't see a vehicle listed?


Call (800) 248-0892 to request.

Start Year	End Year	Model	Drive	Notes	Front Kit	Front Repl.			Rear Kit	Rear Repl.		
1982	1994	J-2000, Sunbird		Including station wagon					60789	60289	x	1
1988	1992	LeMans							60789	60289	x	1
1967	1972	LeMans, Tempest, GTO, GT37		Excluding station wagon					60744	60244	x	1
1987	1989	Safari Station Wagon							60755	60255	x	1
1964	1966	Tempest, GTO		Including station wagon					60750	60250	x	1
<b>Pontiac- Van</b>												
1990	1996	Transport APV Van							60751	60251	x	1
1997	2005	Transport APV Van, Montana							60748	60248	x	1
<b>Saturn</b>												
2007	2009	Outlook	F&A	Fits front and all wheel drive					60816	60316		2
2002	2006	Vue							60727	60227	x	1
2007	2008			No fit due to suspension design change								
<b>Suzuki</b>												
1999	2005	Grand Vitara, Vitara, XL-7	4WD						60793	60293	x	1
1989	1998	Sidekick, 2 Door							60793	60293	x	1
<b>Toyota- Truck/SUV</b>												
1990	1995	4 Runner	4WD						60812	60312	x	1
1996	2002		2&4						60743	60243	x	1
2003	2008		4WD						60809	60309	x	1
1969	1995	Extended Cab Pickup	4WD						59517	50254		2
2007	2008	FJ Cruiser	4WD						60809	60309		2
1979	1990	Land Cruiser							59102	50272		2
1991	2006								60728	60228	x	1
1969	1995	Pickup	2WD						59502	50255		2
			4WD	Except extended cab					59502	50255		2
1996	2000	RAV4	2&4						60789	60289	x	1
2005	2008	Scion XB							60774	60274	x	1
2001	2007	Sequoia	2&4						60812	60312	x	1
1993	1998	T-100 Pickup	4WD						59503	50208		2
1993	1998	T-100 Pickup	2WD	All models					59502	50255		2
2005	2008	Tacoma	2WD	Will not fit Pre-Runner					59564	50256		1
1995	2004	Tacoma	2WD	All models					59503	50208		2
			4WD	All models					59537	50256		2
2005	2009		4WD	All models					59561	50254	x	1
2005	2006	Tacoma Pre-Runner	2WD	Axle below leaf spring					59561	50254	x	1
2000	2006	Tundra	2&4						59530	50291		1
2007	2009		2&4	May not work with some 5th wheel hitches					57299	50264	x	1
<b>Toyota- Van</b>												
1991	1996	Previa		All models					60739	60239		1
1998	2003	Sienna							60785	60285	x	1
2004	2008								60732	60232	x	1
<b>Volkswagen</b>												
1985	2003	EuroVan							60789	60289	x	1
2008	2008	Routan	2WD						60814	60314		2

Don't see a vehicle listed?

Call (800) 248-0892 to request.


 No frame drilling required.


 Install time (by hour)

## SlamAir Applications for Lowered Vehicles

Start Year	End Year	Model	Drive	Notes	2" - 4" Rear Kit	Replacement Bag	5" - 6" Rear Kit	Replacement Bag
<b>Chevrolet/GMC</b>								
1988	1998	1/2 Ton Full Size Truck	2WD		59103	50254	59106BT	50203
1988	2000	3/4 Ton Truck	2WD	Classic Only	no fit	no fit	59202	50307
1988	2000	1 Ton Truck	2WD		no fit	no fit	59202	50307
1995	2004	Astro Van	2WD	Multi-leaf	59111	50254	no fit	no fit
1982	2002	Blazer, Jimmy, Bravada	2WD		59102	50272	no fit	no fit
1993	2008	Silverado/Sierra 1/2 Ton Pickup	2WD	Except 1500 HD	59103	50254	no fit	no fit
1999	2007	Silverado/Sierra GMT 800	2WD	Fits 4-6" drops only	59209	50266	59209	50266
2007	2009	Silverado/Sierra GMT 900	2WD	Fits 4-6" drops only; Does not fit long bed	59209	50266	59209	50266
1982	2004	S-10/Sonoma Pickup	2WD		59102*	50272	no fit	no fit
2000	2004	S-10 Pickup Extreme	2WD		59102*	50272	no fit	no fit
<b>Ford</b>								
1970	2004	1/2 Ton Full Size Truck	2WD	For 2004, fits Heritage model only	59103	50254	no fit	no fit
2004	2009	F-150	2WD	New body, excludes Heritage models	59210	50266	59210	50266
<b>Dodge</b>								
1969	2001	1/2 Ton Full Size Truck	2WD		59103	50254	no fit	no fit
2002	2008	1500	2WD	Fits 4-6" drops only	59113	50259	59113	50259
<b>Toyota</b>								
1969	1998	Pickup 2WD	2WD		59102*	50272	no fit	no fit
1995	2004	Tacoma 2WD	2WD		59102*	50272	no fit	no fit

\*If top of leaf to bottom of the frame is less than 8.5" - use kit #59104





 No frame drilling required.

 Install time (by hour)

Don't see a vehicle listed?

Call (800) 248-0892 to request.

## Motorhome/RV/Step Van Applications


Start Year	End Year	Model	Notes	Front Kit	Front Repl.			Rear Kit	Rear Repl.		
<b>Chevrolet</b>											
1970	1995	G-30 Class "C"		81560	81260	x	1	57105	50284		2
1998	2009	G-3500 Class "C"						57245	50252	x	2
1993	1995	GP-30 Cutaway Chassis		81560	81260	x	1	57203	50284	x	2
2004	2008	5500 Cutaway Chassis/C4500						57292	50329		2
2002	2008	W20/W22/W24	GVWR 20,000-24,000	57101	50252		1	57202	50201		2
2002	2008	Workhorse W-18	18,000 GVWR only	81560	81260	x	1	57362	50229		2
2005	2008	Workhorse W-16	10,500-17,000 GVWR	81560				57219			
1993	2005	P-30, P-32	Over 14,500 GVWR	81560	81260	x	1	57219	50201		2
1963	1999	P-30, P-32	93-'99 14,500 GVWR and under	81560	81260	x	1	57203	50284	x	2
<b>Dodge</b>											
1971	1994	B-350 Class "C"						57105	50284		2
1973	1982	M-300, M-400, M-500, M-600 Class "A"						57214	50211		2
<b>Ford</b>											
1996	2008	E-450 Super Duty Class "C"	14,050 and above GVWR; Under frame kit Side mount kit for maximum load & stability; Requires 8" between tire and frame- use #57131 if mounting area is obstructed; 14,050 and above GVWR; Under frame kit	80531	80231	x	2	57131	50201	x	2
								57242	50251		2
1975	2008	E-350 Class "C"		80545	80245	x	1	57125	50284		2
1998	2008	F-53 Class "A"	Does not fit 26,000 GVWR	57140	50252		2	57410	50229		2
1990	1997	F-53 Class "A"		57140	50252		2	57208	50201		2
<b>Oshkosh/John Deer/Freightliner</b>											
1991	1997	Class "A"	Pusher "X" chassis only					57224	50201		2
<b>Toyota</b>											
1986	1994	Micro Mini						57113	50252		2



Replacements for Firestone Motorhome Bags	No. on Firestone Bag	Firestone Part No.	Air Lift Part No.
Air Lift 2B7, 1/4" NPT Air Spring	224C	0335	50329
Air Lift 2B6 Extended, 1/4" NPT Air Spring	255C	6957	50309

Don't see a vehicle listed?

Call (800) 248-0892 to request.





 No frame drilling required.

 Install time (by hour)

<b>Accessories</b>					
<b>Model</b>	<b>Drive</b>	<b>Notes</b>	<b>Kit Number</b>		
<b>Lock-N-Lift Universal Air Spring Spacers</b>					
Lock-N-Lift — 2" Lift	2&4	Includes all hardware; Does not fit RideControl; Not recommended for lifts above 6"	52130	x	1
Lock-N-Lift — 4" Lift	2&4	Includes all hardware; Does not fit RideControl; Not recommended for lifts above 6"	52140	x	1
Lock-N-Lift — 6" Lift	2&4	Includes all hardware; Does not fit RideControl; Not recommended for lifts above 6"	52150	x	1


<b>Control Systems</b>			
<b>Model</b>	<b>Use for</b>	<b>Kit Number</b>	<b>Notes</b>
<b>Control Systems</b>			
WirelessAIR (Advanced Integrated Remote)	Controlling two air springs independently	72000	System comes with wireless, handheld remote for convenient operation in or outside the vehicle. Kit includes compressor, manifold and wireless controller.
Load Controller I	Front to rear leveling	25655	Quiet, high air flow, virtually vibration-free system specially designed for heavy duty or commercial applications and/or frequent use.
	Side-to-side and front-to-rear leveling for two air springs	25651	
Load Controller II	Front to rear leveling	25592	Economically priced, popular accessory for light-to-medium duty applications or less frequent use.
	Side-to-side and front-to-rear leveling for two air springs	25812	
SmartAir	Front to rear leveling	25415	Automatic, non-contact height sensor maintains level ride, no matter what. Does not work with coil sprung vehicles or Air Lift 1000 air helper springs.
	Side-to-side and front-to-rear leveling for two air springs	25430	
QuickShot	Front to rear leveling	25690	Best for off-road vehicles, lowered vehicles and anyone who wants to adjust and fill air springs quickly.
Double QuickShot	Side-to-side and front-to-rear leveling for two air springs	25572	Best for off-road vehicles, lowered vehicles and anyone who wants to adjust and fill air springs quickly.


**AirCell Applications - For constant load support**

Start Year	End Year	Model	Drive	Notes	Front Kit			Rear Kit		
<b>Chevrolet</b>										
2002	2006	Avalanche			52212	x	1			
2007	2009	C-3500	2&4	Commercial chassis				52202	x	1
1996	2000	K-20 — K2500	4WD	With cast lower control arm	52212	x	1			
1996	2000	K-30 — K3500	4WD	With cast lower control arm	52212	x	1			
1999	2009	Silverado 1500	2&4	Non-HD				52203	x	1
1999	2006		4WD	Four door				52202	x	1
1999	2009	Silverado 1500 HD	2&4					52202	x	1
			4WD			52212	x	1		
1999	2009	Silverado 2500 HD	2&4					52202	x	1
			4WD			52212	x	1		
2001	2009	Silverado 3500	2&4					52202	x	1
			4WD			52212	x	1		
<b>Dodge</b>										
1994	2001	Ram 1500	4WD					52206	x	1
2002	2005		2&4					52204	x	1
2006	2008		2&4	Regular, Quad, and Mega cab				52206	x	1
1994	2002	Ram 2500 HD	4WD		52211	x	1			
2000	2002		4WD					52213	x	1
2002	2009	Ram 2500	4WD		52211	x	1			
2003	2009		2&4					52204	x	1
1994	2009	Ram 3500	4WD		52211	x	1			
2000	2002		4WD					52213	x	1
			2&4	Commercial chassis				52213	x	1
2003	2006		4WD	Commercial chassis OEM box delete				52204	x	1
2003	2009		2&4					52204	x	1
2007	2009		4WD	Commercial chassis				52204	x	1
<b>Ford</b>										
1970	1996	F-150	2&4					52215	x	1
2004	2009		4WD	Excludes heritage, Lincoln Mark LT				52218	x	1
1970	2000	F-250	2&4					52215	x	1
1970	1998		4WD					52215	x	1
2001	2004		4WD	Without snow prep.	52209	x	1			
			4WD					52215	x	1
2005	2009		2&4					52215	x	1
1970	2009	F-350	2&4					52215	x	1
1999	2000		4WD	Without snow prep.	52209	x	1			
1999	2004	F-250, F-350	4WD		52208	x	1			
2005	2009	F-250, F-350	4WD		52207	x	1			
<b>GMC</b>										
2007	2009	C-3500	2&4	Commercial chassis				52202	x	1
1996	2000	K-20 — K2500	4WD	With cast lower control arm	52212	x	1			
1996	2000	K-30 — K3500	4WD	With cast lower control arm	52212	x	1			
1999	2009	Sierra 1500	2&4	Non-HD				52203	x	1
1999	2006		4WD	Four door				52202	x	1
1999	2009	Sierra 1500 HD	2&4					52202	x	1
			4WD			52212	x	1		
1999	2009	Sierra 2500 HD	2&4					52202	x	1
			4WD			52212	x	1		
2001	2009	Sierra 3500	2&4					52202	x	1
			4WD			52212	x	1		
<b>Toyota</b>										
2000	2009	Tundra	2&4					52210	x	1

Don't see a vehicle listed?


Call (800) 248-0892 to request.

 No frame drilling required.

 Install time (by hour)



Performance Air Suspension		ESAIO
Part Number	Description	Shipping Weight
<b>COMBINATION PACKAGES - SPORT COMPACT KITS</b>		
<b>Combo Kits Include Front Kit, Rear Kit and 4 Path Air Management System</b>		
85730	92-00 Honda Civic & 94-01 Acura Integra & 93-97 Honda Del Sol Combo Kit	84
85731	00-05 Ford Focus Combo Kit	105
85732	90-97 Honda Accord Combo Kit	85
85733	98-02 Honda Accord Combo Kit	87
85734	92-01 Honda Prelude Combo Kit	89
85735	79-04 Ford Mustang Combo Kit	96
85736	91-96 Chevy Caprice, Impala & Roadmaster Combo Kit	124
85738	95-05 Chevy Cavalier & 95-06 Pontiac Sunfire Combo Kit	120
85740	00-05 Mitsubishi Eclipse & 00-03 Galant 01-05 Dodge Stratus Combo 2 door Kit	112
85741	98-08 VW Beetle, 99-05 VW Golf 99-03 VW GTI & 99-03 VW Jetta Combo Kit	101
85742	95-99 Mitsubishi Eclipse & 95-99 Eagle Talon Combo Kit	115
85744	01-02 Honda Civic Combo Kit	83
85745	00-05 Dodge Neon Combo Kit	122
85746	97-03 Grand Prix, 00-06 Monte Carlo, 00-06 Impala & 97-02 Century Combo Kit	123
85747	99-05 Grand Am, 98-99 Cutlass, 99-04 Alero & 99-03 Malibu Combo Kit	112
85748	04-07 Scion xA & 04-07 Scion xB Combo Kit	90
85749	01-08Chrysler PT Cruiser Combo Kit	99
85751	05-08Chevy Cobalt, 06-08 Chevy HHR, 04-06 Saturn ION	111
85752	04-09 Dodge Magnum, 300C, 06-09 Charger, 09 Challenger	115
85753	2008 Scion xB Combo Kit	100
<b>DIGITAL COMBO KIT UPGRADE - SPORT COMPACT &amp; TRUCK</b>		
95XXX	Upgrade any Combo kit to the new AUTO PILOT Digital Sytem	
	Simply change the first # in the kit from 8 to 9 (example 85730	
	becomes 95730)	
<b>COMPLETE SYSTEMS</b>		
<b>Acura Applications</b>		
75440	94-01 Acura Integra Front- (1/4" Ports)	14
75540	94-01 Acura Integra Rear- (1/4" Ports)	14
<b>Buick Applications</b>		
75529	97-02 Buick Century Front- (1/4" Ports)	36
75629	97-02 Buick Century Rear- (1/4" Ports)	32
75529	97-02 Buick Regal Front- (1/4" Ports)	36
75629	97-02 Buick Regal Rear- (1/4" Ports)	32
75545	91-96 Buick Roadmaster Front- (1/2" Ports)	45
75645	91-96 Buick Roadmaster Rear- (3/8" Ports)	22
<b>Chevy Applications</b>		
75538	83-04 Chevy Blazer Gen II Front- (3/8" Ports)	34
75538B	83-04 Chevy Blazer Gen II Front- (1/2" Ports)	36
75545	91-96 Chevy Caprice Front- (1/2" Ports)	45
75645	91-96 Chevy Caprice Rear- (3/8" Ports)	22
75580	95-05 Chevy Cavalier Front- (1/4" Ports)	35
75680	95-05 Chevy Cavalier Rear- (1/4" Ports)	29
75594	05-08 Chevy Cobalt Front- (1/4" Ports)	35
75694	05-08 Chevy Cobalt Rear- (1/2" Ports)	21
75594	06-08 Chevy HHR Front- (1/4" Ports)	35
75694	06-08 Chevy HHR Rear- (1/2" Ports)	21

 No frame drilling required.

 Install time (by hour)


Don't see a vehicle listed?


Call (800) 248-0892 to request.

Part Number	Description	Shipping Weight
75545	91-96 Chevy Impala Front- (1/2" Ports)	45
75645	91-96 Chevy Impala Rear- (3/8" Ports)	22
75529	00-06 Chevy Impala Front- (1/4" Ports)	36
75629	00-06 Chevy Impala Rear- (1/4" Ports)	32
75535	99-03 Chevy Malibu Front- (1/4" Ports)	28
75635	99-03 Chevy Malibu Rear- (1/4" Ports)	29
75529	00-06 Chevy Monte Carlo Front- (1/4" Ports)	36
75629	00-06 Chevy Monte Carlo Rear- (1/4" Ports)	32
75505	62-67 Chevy Nova Front- (3/8" Ports)	43
75538	82-03 Chevy S-10 Gen II Front- (3/8" Ports)	34
75509	63-87 Chevy C10 Pickup Front- (1/2" Ports)	39
<b>Chrysler Applications</b>		
75507	01-08 Chrysler PT Cruiser Front- (1/4" Ports)	36
75625	01-08 Chrysler PT Cruiser Rear- (1/8" Ports)	8
75681	95-01 Chrysler Sebring Coupe Rear- (1/4" Ports)	38
75595	04-08 Chrysler 300, 300C Front - (1/4" Ports)	36
75695	04-08 Chrysler 300, 300C Rear - (1/2" Ports)	22
<b>Dodge Applications</b>		
75681	95-00 Dodge Avenger Rear- (1/4" Ports)	38
75507	00-05 Dodge Neon Front- (1/4" Ports)	36
75607	00-05 Dodge Neon Rear- (1/4" Ports)	31
75504	01-06 Dodge Stratus 2 door only Front- (1/4" Ports)	36
75604	01-06 Dodge Stratus 2 door only Rear- (1/4" Ports)	21
75595	04-08 Dodge Magnum Front- (1/4" ports)	36
75695	04-08 Dodge Magnum Rear- (1/2" ports)	22
75595	06-08 Dodge Charger Front - (1/4" port)	36
75695	06-08 Dodge Charger Front - (1/2" port)	36
75595	2009 Dodge Challenger Front - (1/4" port)	36
75695	2009 Dodge Challenger Rear - (1/2" port)	22
<b>Eagle Application</b>		
75581	95-99 Eagle Talon Front- (1/4" Ports)	22
75681	95-99 Eagle Talon Rear- (1/4" Ports)	22
<b>Ford Applications</b>		
75530	00-05 Ford Focus Front- (1/4" Ports)	29
75630	00-05 Ford Focus Rear- (1/2" Ports)	21
75500	79-04 Ford Mustang Front- (1/2" Ports)	22
75650	79-04 Ford Mustang Rear- (1/2" Ports)	17
<b>GMC Application</b>		
75538	83-04 GMC Jimmy Gen II Front- (3/8" Ports)	34
75538	82-03 GMC Sonoma Gen II Front- (3/8" Ports)	34
<b>Honda Applications</b>		
75440	90-97 Honda Accord Front- (1/4" Ports)	17
75660	90-97 Honda Accord Rear- (1/4" Ports)	15
75570	98-02 Honda Accord Front- (1/4" Ports)	17
75670	98-02 Honda Accord Rear- (1/4" Ports)	24
75440	92-00 Honda Civic Front- (1/4" Ports)	17
75540	89-00 Honda Civic Rear- (1/4" Ports)	14
75506	01-02 Honda Civic Front- (1/4" Ports)	11
75606	01-02 Honda Civic Rear- (1/4" Ports)	17
75440	92-95 Honda CRX Front- (1/4" Ports)	17
75540	89-95 Honda CRX Rear- (1/4" Ports)	14



Don't see a vehicle listed?

Call (800) 248-0892 to request.

 No frame drilling required.

 Install time (by hour)

Part Number	Description	Shipping Weight
75440	93-97 Honda Del Sol Front- (1/4" Ports)	17
75540	93-97 Honda Del Sol Rear- (1/4" Ports)	14
75532	92-01 Honda Prelude Front- (1/4" Ports)	15
75632	92-01 Honda Prelude Rear- (1/4" Ports)	19
	<b>Mitsubishi Applications</b>	
75581	95-99 Mitsubishi Eclipse Front- (1/4" Ports)	22
75681	95-99 Mitsubishi Eclipse Rear- (1/4" Ports)	22
75504	00-05 Mitsubishi Eclipse Front- (1/4" Ports)	36
75604	00-05 Mitsubishi Eclipse Rear- (1/4" Ports)	21
75681	94-99 Mitsubishi Galant Rear- (1/4" Ports)	38
75504	00-03 Mitsubishi Galant Front- (1/4" Ports)	36
75604	00-03 Mitsubishi Galant Rear- (1/4" Ports)	21
	<b>Oldsmobile Applications</b>	
75535	99-04 Oldsmobile Alero Front- (1/4" Ports)	28
75635	99-04 Oldsmobile Alero Rear- (1/4" Ports)	29
	<b>Pontiac Applications</b>	
75535	99-05 Pontiac Grand Am Front- (1/4" Ports)	28
75635	99-05 Pontiac Grand Am Rear- (1/4" Ports)	29
75529	97-03 Pontiac Grand Prix Front- (1/4" Ports)	36
75629	97-03 Pontiac Grand Prix Rear- (1/4" Ports)	32
75580	95-05 Pontiac Sunfire Front- (1/4" Ports)	40
75680	95-05 Pontiac Sunfire Rear- (1/4" Ports)	23
	<b>Saturn Applications</b>	
75594	04-06 Saturn ION Front- (1/4" Ports)	35
75694	04-06 Saturn ION Rear- (1/2" Ports)	21
	<b>Scion Applications</b>	
75572	04-07 Scion xA Front- (1/4" Ports)	24
75672	04-07 Scion xA Rear- (1/2" Ports)	11
75572	04-07 Scion xB Front- (1/4" Ports)	24
75672	04-07 Scion xB Rear- (1/2" Ports)	11
75599	2008 Scion xB Front- (1/4" Ports)	34
75699	2008 Scion xB Rear- (1/2" Ports)	10
	<b>Volkswagen Applications</b>	
75513	98-08 VW Beetle Front- (1/4" Ports)	27
75613	98-08 VW Beetle Rear- (3/8" Ports)	19
75513	99-06 VW Golf Front- (1/4" Ports)	27
75613	99-06 VW Golf Rear- (3/8" Ports)	19
75513	99-03 VW GTI Front- (1/4" Ports)	27
75613	99-03 VW GTI Rear- (3/8" Ports)	19
75513	99-03 VW Jetta Front- (1/4" Ports)	27
75613	99-03 VW Jetta Rear- (3/8" Ports)	19


 No frame drilling required.  
 Install time (by hour)


Don't see a vehicle listed?  
Call (800) 248-0892 to request.

Part Number	Description	Shipping Weight
	<b>SLAMAIR SHOCKS (BOLT-IN COILOVER REPLACEMENTS)</b>	
	<b>Includes a pair of Air Shocks and Choise of End Mounts</b>	
82601	AS Bellows- Short 8.51" Compressed 11.83" Extended	31
82603	AS Bellows- Medium 9.71" Compressed 14.23" Extended	31
82605	AS Bellows- Long 11.11" Compressed 17.03" Extended	31
82607	AS Bellows-XL 13.00" Compressed 19.00" Extended	31
82102	AS Sleeve- Short 9.10" Compressed 12.33" Extended	24
82104	AS Sleeve- Medium 10.21" Compressed 14.73" Extended	24
82106	AS Sleeve- Long 11.61" Compressed 17.53" Extended	24
82107	AS Sleeve- XL 13.16 Compressed 19.50" Extended	24
	<b>SLAMAIR SHOCKS (Chrome Versions)</b>	
82611	Chrome AS Bellows- Short 8.51" Compressed 11.83" Extended	31
82613	Chrome AS Bellows- Medium 9.71" Compressed 14.23" Extended	31
82615	Chrome AS Bellows-Long 11.11" Compressed 17.03" Extended	31
82617	Chrome AS Bellows-XL 13.00" Compressed 19.00" Extended	31
82112	Chrome AS Sleeve- Short 9.10" Compressed 12.33" Extended	24
82114	Chrome AS Sleeve- Medium 10.21" Compressed 14.73" Extended	24
82116	Chrome AS Sleeve- Long 11.61" Compressed 17.53" Extended	24
82117	Chrome AS Sleeve- XL 13.16 Compressed 19.50" Extended	24
	<b>AIR SHOCK END OPTIONS (INCLUDED)</b>	
34471	AS Bellows Upper Bushing Mounts	N/A
34472	AS Bellows Upper Stud Mount 2.25" long	N/A
34474	AS Bellows Upper Spherical Bearing	N/A
34480	AS Sleeve Upper Bushing Mounts	N/A
34481	AS Sleeve Upper Stud Mounts 2.25" Long	N/A
34528	AS Sleeve Upper Spherical Bearing	N/A
34476	AS Bushing Lower Mounts For Both Style Bags	N/A
34477	AS Spherical Bearing Mounts For Both Style Bags	N/A
34475	AS Lower Stud Adapter For Both Style Bags (Requires 34476)	N/A
34478	AS "T-Bar Trunion Mount For Both Style Bags	N/A
	<b>UNIVERSAL STRUTS</b>	
75590	McPherson Universal Kit - Front	39
75591	McPherson Universal Kit - Rear	36
75592	Chapman Universal Kit - Front or Rear	21
	<b>DIGITAL CRAFTER PACKAGES- Includes #27630 &amp; (4) Bags</b>	
77910	Crafter Package - 4-Way with (4)D2500 air springs	74
77911	Crafter Package - 4-Way with (2)D2500 air springs & (2)2B7 Extended air springs	78
77912	Crafter Package - 4-Way with (4)2B7 Extended air springs	82
	<b>CRAFTER PACKAGES- Includes #27541CD &amp; (4) Bags</b>	
77109	Crafter Package-4-Way with (4)2B6 Extended air springs	73
77110	Crafter Package-4-Way with (4)2B7 Extended air springs	82
77111	Crafter Package-4-Way with (2)2B6 & (2)2B7 Extended air springs	82
	<b>AIR MANAGEMENT SYSTEMS (AMS)</b>	
27521CD	2-Way with Air Lift 450C 100% Duty Cycle Chrome Compressor	45
27541CD	4-Way with Air Lift 450C 100% Duty Cycle Chrome Compressor	57
27021AL	2-Way with Viair 325C Compressor	43
27041AL	4-Way with Viair 325C Compressor	41
27741	Air Management System for Sport Compacts	55
27630	AutoPilot Digital Air Management 175 psi 1/2" Lines 100% Duty Cycle	46
27631	AutoPilot Digital Air Management 145 psi 1/2" Lines 100% Duty Cycle	46
27624	AutoPilot Digital Air Management 1/4" Lines 100% Duty Cycle	31



Don't see a vehicle listed?

Call (800) 248-0892 to request.

 No frame drilling required.

 Install time (by hour)

Part Number	Description	Shipping Weight
27600	AutoPilot Digital Controler Upgrade for existing air suspensions	5
27660	2-Way Manual Control system 30% Duty 1/4" line 2 gal. tank.	23
<b>AUTO PILOT PARTS AND PIECES</b>		
24001	Transducers (pressure sensors)	1
25033	AutoPilot ECU (for 27630)	2
25034	AutoPilot ECU (for 27631)	2
25009	AutoPilot Manifold Valves	2
26461	AutoPilot 16 Extension'	1
27025	AutoPilot Digital Controler	1
<b>SLEEVES &amp; BAGS</b>		
58343	Gen IV Dominator Series D2500 - Single 1/2" Port	7
58352	Gen IV Dominator Series D2500 - Dual 1/2" Ports	7
58616	Gen IV Dominator Series D2600 - Single 1/2" Port	9
58623	Gen IV Dominator Series D2600 - Dual 1/2" Ports	9
58130	Tapered Sleeve - F9000 replacement	5
50654	2B-6 Gen I- Single 1/2" Port Bellows	9
50657	2B-6 Gen I- Single 1/2" Port Bellows- (Firestone 25C bolt pattern)	5
50243	4.5" Sleeve- 1/2" Port Replacement for Focus Rear Kit (#75630)	3
50238	4.5" Sleeve- 1/2" Port Replacement for S-10 Rear Kit (#75612)	3
50204	6.0" Sleeve 1/2" Port	9
<b>MOUNTING BRACKETS/KITS</b>		
26901	Air Commander Mounting Bracket 98-03 S-10 2.2L 4 Cylinder (27363)	12
26903	Air Commander Mounting Bracket 96-03 S-10 4.3L V-6 (27363)	9
26904	Air Commander Mounting Bracket 99-04 Silverado/Sierra 4.8L & 5.3L Vortec (27363)	8
26906	Air Commander Mounting Bracket 94-95 S-10 4.3L V-6 (27361)	7
26909	Air Commander Mounting Bracket 96-01 1 Ton Big Block Dually (27361)	6
26910	Air Commander Mounting Bracket 96-98 Silverado/Sierra 4.3L & 5.7L Vortec (27363)	6
26912	Air Commander Mounting Bracket 90-95 Chevy 4.3L & 5.7L (27361)	7
75430	Shock Relocation S-10 (Includes shocks)	13
75420	Shock Relocation S-10 (Does not include shocks)	7
<b>ENGINE DRIVEN COMPRESSORS</b>		
37100-2	98-03 S-10 2.2L 4 Cylinder Combo Kit	42
37100-4	96-03 S-10 4.3L V6 Combo Kit	40
37100-5	99-04 Silverado/Sierra 4.8L & 5.3L Vortec Combo Kit	38
37100-7	94-95 S-10 4.3L V6 Combo Kit	39
37100-10	96-01 Chevy Big Block Combo Kit	36
37100-11	96-98 Silverado/Sierra 4.3L & 5.7L Vortec Combo Kit	38
37100-12	90-95 4.3L & 5.7L Combo Kit	40
37100-13	97-03 Ford F-150 4.2L V6 Combo Kit	40
27361	Air Commander- DIY Pack Serpentine	31
27363	Air Commander- DIY Pack V-belt	30
<b>12 VOLT COMPRESSORS</b>		
16190	Viair 325C Compressor 150 PSI	9
16380	Viair 380C Chrome Compressor <b>200 PSI</b>	10
16450	Air Lift 450C Chrome Compressor 150 PSI	12
16480	Viair 480C Chrome Compressor	13
23380	Viair 380C Dual Pack Compressor	20
23400	Viair 400C Dual Pack Compressor	22
23450	Viair 450C Dual Pack Compressor	24
23480	Viair 480C Dual Pack Compressor	26


 No frame drilling required.  
 Install time (by hour)

Don't see a vehicle listed?  
Call (800) 248-0892 to request.

Part Number	Description	Shipping Weight
<b>ENGINE DRIVEN PARTS &amp; PIECES (Cont.)</b>		
24320	Engine Driven Compressor (York SC209)	14
26615	Serpentine Clutch for Engine Driven	8
26621	V-Belt Clutch for Engine Driven	8
21107	Coalescing Filter	3
22024	Leader Hose	1
10670	Inlet Air Filter for EDC	1
21755	Inlet Air Filter Adapter Fitting	1
21130	Engine Driven Compressor fitting	1
21125	Engine Driven Compressor Sleeve Insert	1
21578	O-ring for Sleeve Insert	1
10159	Dipstick for Engine Driven Compressor	1
<b>AIR TANKS</b>		
10980	2 Gal Air Tank- 6" x 17" with (6) 1/4" Ports	13
10995	4 Gal Pancake Tank- 8" H x 16" Dia w/ (4) 1/2, (2) 3/8, (1) 1/4, & (1) 1/8 Ports	20
10991	5 Gal Air Tank- 12 1/2" H x 20" L with (8) 1/2" Ports	22
10994	8 1/2 Gal Air Tank- 12 1/2" H x 32 1/2" L with (8) 1/2" Ports	34
10997	12 Gal Air Tank- 12 1/2" H x 44" L with (8) 1/2" Ports	41
<b>SOLENOIDS VALVES &amp; SWITCHES</b>		
24636	5/64" Solenoid	1
24569	1/8" Solenoid	2
24410	3/8" <b>Chrome 300 PSI</b> Solenoid with Bracket	1
24415	3/8" <b>Chrome 300 PSI</b> Solenoid w/out Bracket	1
24300	1/2" <b>Chrome 300 PSI</b> Solenoid with Bracket	2
24544	Pressure Switch 85-105 psi	1
24551	Pressure Switch 110-145 psi	1
24575	Pressure Switch 145-175 psi	1
24525	Electric Switch- Single Pole, Double Throw Momentary	1
24566	Electric Switch- Single Pole, Single Throw Momentary	1
21703	Paddle Switch	1
<b>GAUGES &amp; PILLAR PODS</b>		
26227	Single Needle Gauge- <b>200 PSI</b>	1
26228	Dual Needle Gauge- <b>200 PSI</b>	1
26157	Dual Needle Gauge Panel with two switches- <b>200 PSI</b>	2
26161	Single Needle Gauge Panel with one paddle switch- <b>200 PSI</b>	2
26229	Dual Needle Gauge with two paddle switches- <b>200 PSI</b>	1
10894	95-98 Chevy 1/2 Ton Pillar Pod	1
10895	86-93 Chevy S-10 Pillar Pod	1
10896	94-03 Chevy S-10 Pillar Pod	1
<b>AIRLINE &amp; FITTINGS</b>		
20914	Airline- 1/8" Black DOT Synflex	1
20946	Airline- 1/4" Black DOT Synflex	1
20947	Airline- 3/8" Black DOT Synflex	1
20966	Airline- 1/2" Black DOT Synflex	1
20975	Airline- 3/4" Black DOT Synflex	1
10530	Airline Cutter	1
24290	Blow Off Valve 200 PSI	1
21003	Branch Tee- Male 1/8" NPT x 1/8" Tube	1
21858	Branch Tee- Male 1/4" NPT x 3/8" Tube	1
21868	Branch Tee- Male 3/8" NPT x 3/8" Tube	1
21385	Branch Tee- Male 1/4" NPT x 1/2" Tube	1

Part Number	Description	Shipping Weight
21872	Branch Tee- Male 3/8" NPT x 1/2" Tube	1
21610	Bushings- 1/4" MNPT x 1/8" FNPT	1
21735	Bushings- 3/8" MNPT x 1/8" FNPT	1
21738	Bushings- 3/8" MNPT x 1/4" FNPT	1
21251	Bushings- 1/2" MNPT x 1/8" FNPT	1
21247	Bushings- 1/2" MNPT x 1/4" FNPT	1
21732	Bushings- 1/2" MNPT x 3/8" FNPT	1
21664	Check Valve- 1/8" NPT x 1/8" NPT	1
21760	Check Valve- 1/4" FNPT x 1/4" FNPT	1
21285	Check Valve- 1/2" FNPT x 1/2" FNPT	1
21805	Coupling- 1/4" FNPT x 1/4" Tube	1
21220	Coupling - 1/2" FNPT x 1/2" Tube	1
21754	Drain Cock - 1/4" NPT	1
21837	Elbow- Male 1/8" NPT x 1/4" Tube	1
21830	Elbow- Male 1/4" NPT x 1/4" Tube	1
21846	Elbow- Male 3/8" NPT x 1/4" Tube	1
21854	Elbow- Male 1/8" NPT x 3/8" Tube	1
21851	Elbow- Male 1/4" NPT x 3/8" Tube	1
21867	Elbow- Male 3/8" NPT x 3/8" Tube	1
21866	Elbow- Male 1/2" NPT x 3/8" Tube	1
21263	Elbow- Male 1/4" NPT x 1/2" Tube	1
21637	Elbow- Male 3/8" NPT x 1/2" Tube	1
21370	Elbow- Male 1/2" NPT x 1/2" Tube	1
21366	Inflation Valve 1/8" NPT	1
21841	Run Tee- Male 1/8" NPT x 1/4" Tube x 1/4" Tube	1
21799	Nipples- 1/4" NPT x 1/2" NPT	1
21508	Nipples- 3/8" NPT x 3/8" NPT	1
21729	Nipples- 1/2" NPT x 1/2" NPT	1
21731	Pipe Plugs- 1/4" NPT (hex head)	1
21737	Pipe Plugs- 3/8" NPT (hex head)	1
21193	Pipe Plugs- 1/2" NPT (hex head)	1
21190	Pipe Plugs- 1/2" NPT (countersunk)	1
21633	Push-to-Connect Inflation Valve- PCT 1/4" Tube	1
21875	Straight- Female 1/8" FNPT x 1/8" Tube	1
21834	Straight- Female 1/8" FNPT x 1/4" Tube	1
21759	Straight- Female 1/4" FNPT x 1/8" Tube	1
21869	Straight- Female 1/4" FNPT x 1/4" Tube	1
21873	Straight- Female 1/4" FNPT x 1/2" Tube	1
21871	Straight- Female 3/8" FNPT x 1/4" Tube	1
21839	Straight- Male 1/8" NPT x 1/4" Tube	1
21807	Straight- Male 1/4" NPT x 1/4" Tube	1
21850	Straight- Male 1/8" NPT x 3/8" Tube	1
21853	Straight- Male 1/4" NPT x 3/8" Tube	1
21864	Straight- Male 3/8" NPT x 3/8" Tube	1
21371	Straight- Male 1/2" NPT x 3/8" Tube	1
21261	Straight- Male 1/4" NPT x 1/2" Tube	1
21368	Straight- Male 3/8" NPT x 1/2" Tube	1
21369	Straight- Male 1/2" NPT x 1/2" Tube	1
21740	1/8" Street Tee Brass	1
21507	3/8" Street Tee Brass	1
21391	1/2" Street Tee Brass	1

 No frame drilling required.

 Install time (by hour)

Don't see a vehicle listed?

Call (800) 248-0892 to request.

Part Number	Description	Shipping Weight
23586	Thread Sealant Packets	1
21840	Union- 1/4" Tube x 1/4" Tube	1
21859	Union- 3/8" Tube x 3/8" Tube	1
21377	Union- 1/2" Tube x 1/2" Tube	1
21860	Union- Elbow 1/4" Tube x 1/4" Tube	1
21857	Union- Elbow 3/8" Tube x 3/8" Tube	1
21375	Union- Elbow 1/2" Tube x 1/2" Tube	1
21838	Union- Tee 1/4" Tube x 1/4" Tube x 1/4" Tube	1
21852	Union- Tee 3/8" Tube x 3/8" Tube x 3/8" Tube	1
21372	Union- Tee 1/2" Tube x 1/2" Tube x 1/2" Tube	1
21842	Y- Tee 1/4" Tube x 1/4" Tube x 1/4" Tube	1
	<b>FRONT BRACKET KITS</b>	
	Kits include Upper and Lower Mounts	
14201	82-03 S-10/Sonoma Gen II Brackets	11
14203	89-00 Chevy Dually Brackets	15
14204	99-04 Chevy 1/2 Ton Brackets	15
14206	63-87 Chevy C-10 Brackets	15
14207	88-98 Chevy 1/2 Ton Gen II Brackets	14
	<b>EASYSTREET APPAREL</b>	
00105	Small T-shirt (black only)	1
00104	Medium T-shirt (black only)	1
00100	Large T-shirt (black only)	1
00101	X-Large T-shirt (black only)	1
00102	XX-Large T-shirt (black only)	1
00103	XXX-Large T-shirt (black only)	1